



Holy Family RC Primary School Newsletter

"Working together as a family, following in the footsteps of Jesus, always giving our best."

Mrs L. Mills, Headteacher- holyfamilyprm@cardiff.gov.uk

Priest in charge: Father Solomon

Weekend Mass times- Saturday 6.00pm, Sunday 9.30am

Telephone: School 029 20565354 Church: 029 20230492

School website address – <https://www.holyfamilyprm.co.uk>

14th February 2025

Catholic Life of the School

This week in Assembly the children learnt about how Simon Peter, James and John were compelled to follow Jesus after witnessing a miraculous catch of fish. We were reminded that we are all invited to follow Jesus and become part of God's family.



Valentine Disco

The disco was a great success. Thanks to Karl and the teachers that stayed to ensure that the children enjoyed themselves in a safe environment. Also thanks to the parents who helped by making and serving the Hot Dogs. We are always looking for volunteers to help; please contact Mrs Mills if you are interested.

Eisteddfod 2025.

March 1st is in half term, we will celebrate St David's Day on **Friday March 7th**. We look forward to seeing the children dressed in their traditional costumes or wearing red, white or green, the colours of the Welsh flag. Please encourage your child to take part in the home competitions over half term





St David's Day



Eisteddfod Home Competition

As part of our St David's Day Eisteddfod celebrations on **Friday 7th March** we are once again asking the children to take part in our home craft competition. All children who enter will receive a certificate for their participation. All entries will be judged by the staff during our Welsh Week and the winners will be announce during our Eisteddfod on St David's Day.

This year we would like:

Reception (Class One) to create a model daffodil.

Year 1 (Class Two) to make a model Welsh dragon.

Year 2 to make a model Welsh lady.

Year 3 to create a Welsh themed wreath.

Year 4 to make a Welsh shield.

Year 5 to create a 3D model of an iconic Welsh building.

Year 6 to design and make a Welsh inspired t-shirt.

All entries need to be returned to school by **Monday 3rd March** for judging.

Eisteddfod Cooking Competition

All children are also invited to take part in the cooking competition. Show off your cooking skills by making a Welsh themed biscuit/cake/pizza etc.... All entries need to be in school on **Friday 7th March** for judging. Cooking entries will be returned after judging.



Attendance



You have probably noticed the banner outside the school. We are working alongside Cardiff Council to try and get our attendance back to where it was pre-pandemic. We regularly had attendance of 95% each day, currently we are lucky to achieve 90% each day. Please make every effort to send your child to school every day unless they are unwell.

Late in the mornings

This has become a problem again, in many of the Classes. It is extremely disruptive when children are late for the following reasons:

1. They miss the vitally important introduction to the day's learning
2. The Teacher has to get the Register back out to record the late mark (this stops them from teaching)
3. The Dinner register has to be changed (this stops the teacher from teaching)
4. Miss Jenkins/ Mrs Chivers/ Mrs Mills has to leave the Office to escort children to their Classroom, particularly if they are in the Foundation Phase. This leaves the Office unstaffed; the telephone and door unanswered and important administration work interrupted.
5. Some children receive additional learning interventions from the Teaching Assistants, these begin at 8.55, your child would then miss these short but very important daily sessions. They cannot be rescheduled as the Teaching Assistants work to very tight timetables.



Most importantly they miss out on valuable learning opportunities and, they are often very embarrassed if they are regularly late.

Please make every effort to ensure that your child is in school for 8.55a.m. Thank you.

Be on time



at five to nine

Reminder there is an Inset Day Friday 21st February, the school will be closed to children.

Diary dates 2025

These will be regularly updated:

February

Monday 17th February 3.30pm Information meeting for parents of children in Year 6 attending the Llangrannog Residential Centre

Tuesday 18th February Class 4 visit Caerleon

Friday 21st February Inset Day. School closed to children. Half term begins

March

Monday 3rd March children return to school after half term

Wednesday 5th March Ash Wednesday Lent begins

Friday 7th March St David's Day Celebrations

Monday 10th March World Book Day

Tuesday 11th March individual and family school photographs

Monday 17th March children in Year 6 attend Llangrannog Residential Centre

Wednesday 19th March children in Year 6 return from Llangrannog Residential Centre

Thursday 20th March Class 3 Assembly 3pm

Monday March 24th Swimming course for Year 6 begins – 2 weeks

Monday 24th March 3.30pm information meeting for parents of children in Year 5 attending the Manor Adventure Residential Centre

April

Friday 4th April Y6 swimming course finishes

Monday 7th April Class 1, 2 and 3 Palm Sunday Assembly 3pm

Tuesday 8th April Class 4 Last Supper Assembly 3pm

Wednesday 9th April Class 5 The Agony in the Garden and Trial of Jesus Assembly 3pm

Thursday 10th April Class 6 Crucifixion of Jesus Assembly 3pm

Friday 11th April Easter Raffle **and school closes for the Easter holidays at 3.30pm**

Monday 28th April children return to school after the Easter holidays

Monday 28th April Y5 children attend Manor Adventure Abernant Residential Centre

Wednesday 28th April Y5 children return from Manor Adventure Abernant Residential Centre

May

Monday 5th May school closed for Bank Holiday Monday

Wednesday 7th May Class photographs

Thursday 8th May Class 4 Assembly 3pm

Monday 12th May National tests begin for Classes 3-6

Friday 23rd May National tests finish. **School closes for half term 3.30pm**

June

Monday 2nd June school closed to children for an Inset Day

Thursday 12th June Class 2 Assembly

Thursday 19th June Sports Day

Thursday 26th June reserve Sports Day if weather is poor on June 19th

July

Thursday 3rd July Class 1 Assembly 3pm

Tuesday 8th July Class 5 and 6 Play 2pm

Wednesday 9th July Class 5 and 6 Play 2pm

Tuesday 15th July Year 6 Leavers' Party 5-7pm

Thursday 17th July Year 6 Leavers' Mass and Assembly

Monday 21st July Inset Day – school closes for the summer holidays

Inset Days 2025

Friday February 21st 2025,

Monday June 2nd 2025

Monday 21st July 2025

Term Dates 2024/25

Term	Term begins	Half Term begins	Half Term ends	Term ends
Autumn Term	Monday 2/9/2024	Monday 28/10/2024	Friday 1/11/2024	Friday 20/12/2024
Spring Term	Monday 6/1/25	Monday 24/2/25	Friday 28/2/25	Friday 11/4/25
Summer Term <small>*5/5/25 May Day Bank Holiday</small>	Monday 28/4/25	Monday 26/5/25	Friday 30/5/25	Monday 21/7/25

Term Dates 2025/26

Term	Term begins	Half Term begins	Half Term ends	Term ends
Autumn Term	Monday 1/9/2025	Monday 27/10/2025	Friday 31/10/2025	Friday 19/12/2025
Spring Term	Monday 5/1/26	Monday 16/2/26	Friday 20/2/26	Friday 27/3/26
Summer Term <small>*4/5/26 May Day Bank Holiday</small>	Monday 13/4/26	Monday 25/5/26	Friday 29/5/26	Monday 20/7/26



Gwasanaethau
Chwarae Plant
Children's
Play Services



Local Play Session

Come and join us for half term fun at

Fairwater Leisure Centre
Waterhall Road, CF5 3LL

Wednesday 26th February

3:30-5:25pm

Ages 5-14

We ask that parents fill out a registration form at the first session, then the child is allowed to attend sessions as they choose

This document is available in Welsh

All of the open access play sessions are designed with children aged 5-14 in mind..



Prosiect Gwyliau Gwaith Chwarae
Playworks Holiday Project



**CRYFACH
TECACH
GWYRDDACH**

**STRONGER
FAIRER
GREENER**



**CARDIFF
CAERDYDD**



Safer Internet Day

CLASS ONE



On Tuesday it was Safer Internet Day. We thought about all things we do online and how to stay safe. We worked together to make a pic collage of ways that we stay safe online.

HOW CAN WE STAY SAFE ONLINE?

Don't answer things from people we don't know - Hunter

Only talk to our friends - Noah

Never click on things we aren't allowed - Hunter

Only go on things our parents allows - Sidhroopa

Don't talk to strangers - Kali Rae

Ask our parents permission before doing anything online - Noah

THE WOLVES

PIC•COLLAGE

HOW CAN WE STAY SAFE ONLINE?

Ask your parents permission to go on the internet - Theodore

Only play on games our grownups allow - Yasmin

Don't talk to strangers - Kyle

Have a password to keep everything safe - Theodore

We can't click on things we don't know - Joshua

Tell your mum and dad if somethings not right - Krystal

THE BILLY GOATS

PIC•COLLAGE

We sorted pictures into safe and not safe and talked about who our trusted adults are to go to if something is wrong.

HOW CAN WE STAY SAFE ONLINE?

Only talk to our friends and people we know

Make sure we don't go on anything we don't know

Ask for our parents permission before going online - Treasure

Don't talk to strangers - Roman

Don't say anything bad on the internet - Mohamed

STAYING SAFE ONLINE

THE BEARS

PIC•COLLAGE

HOW CAN WE STAY SAFE ONLINE?

Don't click on something we don't know - chino

Don't take or put any photos online - Logan

Never tell anyone your password - Mahmoud

Don't tell anyone our names - Millie

Ask our parents permission for anything online - Mahmoud

Tell our mums and dads if somethings wrong - Eva

Don't talk to people we don't know - Ayla

Be kind and only say nice words - Madison

Don't talk to strangers - Millie

ask our parents - chino

THE GINGERBREADS

PIC•COLLAGE




We had some great ideas!






Safer Internet Day Class 2



This week we took part in lots of activities for Safer Internet Day. We shared the story of The Pop-Up Gremlins. We learned that it is not safe to open many pop-ups on our devices and what to do if pop-ups should happen to us. We made Information Posters to help others know how to keep safe on the Internet.



Finally we all completed a Staying Safe Online Quiz to show what we have learned.

Staying Safe Online



Read the text and fill in the blanks. Choose the correct word from the drop-down list.


Digital devices, such as tablets, laptops and smartphones, let you connect to the Internet .

The Internet can be lots of fun but there are some important safety rules to follow.

Don't tap or click on any pop-ups that appear on the screen. You do not want any gremlins spoiling your fun.

If you see something that looks wrong, you should stop playing, close the device and tell a trusted adult.

Follow these rules to stay safe online and stop things getting out of hand.



Jacob



This week in Class Three we celebrated Safer Internet Day. We completed a variety of tasks around this year's theme 'Too good to be true?'



We listened to Samira's story and explored how it might feel to be scammed online using emotion cards.



We created tips for spotting online scams using Pic Collage.

Tips for spotting online scams

*Think before you click on any links.



ONLINE SAFETY

* Never share account information.

* Never share your personal information online.

* Always check with a trusted adult.

* Remember to stop close and tell an adult if you're worried.

* Be careful with offers that look too good to be true.



INTERNET



SAFETY



TIPS FOR SPOTTING ONLINE SCAMS

THINK BEFORE YOU CLICK

STAY SAFE ONLINE



TELL A TRUSTED ADULT IF YOU'RE UNSURE.

DON'T SHARE YOUR PERSONAL INFORMATION.

12.2.25

OSCAR AND DAKOTA

PIC•COLLAGE

PIC•COLLAGE

14.02.25
Class 4

Safer Internet Day 2025



We played a game of fishing, deciding if a text, call, email or pop up message seemed 'too good to be true'?



This week, as part of Safer Internet Day 2025, we have been learning how to spot scams online and how to protect yourself.


We learnt about the word 'phishing' and how this is when we may receive an email, text message, link in a game, social media message or phone call. Normally the contact will claim to be well-known companies.






Would branded trainers really be as little in cost as £3.00?



Some of the choices were from trusted sources.



We looked at the email addresses to see if they were from an official company.



PIC-COLLAGE

SAFER INTERNET DAY IN CLASS 5

Class 5 have made fact files, quizzes and slideshows on scams, phishing and password protocols. Here is an example by Ruby-Rose:



S- seems too good to be true.

C- contact that you did not expect.

A- Asked for personal information about you.

M- money or trade being asked for by an unknown person.

Scammers use different tactics: email, messaging clickbait, phishing etc. Scammers always pretend they are somebody that they are not. Scammers normally will ask to borrow money or to trade a valuable item if it will benefit them. They also tend to ask for personal details which can also benefit them, sometimes a scammer can track somebody down. If a person decided to post a picture of their family with a public social media account, a scammer could study that person's life, call them, next they will use that information to make the person give them something that is beneficial to a scammer.

Scams are normally targeted at more vulnerable people, mostly when they're old and young. Scammers tend to scam over mobile devices as it helps them to succeed, with older and younger people as they have less experience with technology.

Passwords are a great



way to save personal information. Passwords can also be pretty dangerous. People like passwords to keep they're things hidden. People prefer simple passwords. . . others like more complicated passwords. A bad password is "password1234". A good password is "P@5\$W0r6"1"()7!-2:888:4@~" this password would take a while to find, whereas, "password1234" would take

around 200 milliseconds. A good password would be your favourite animal, your favourite place and your favourite colour eg: "fishantorninibeige", this is not the best so we add numbers in "fi56hsan70rinib3ig3" . Now, this is still not good enough so we add symbols: "f!56s@n70r!n!b3!&e " this is the perfect password. A bad password would be your name, age and your pet's name eg: "willow12jerald".

Passwords are a way of safety. If a child has a passcode it is advised by 75% (three quarters of technology professionals) that a child would tell a trusted adult or an older sibling their passwords. This is because the majority of children who have online accounts would not like to be signed out of the account. <https://www.security.org/how-secure-is-my-password/> is a

great site to check how secure your password is.



How do I make a super secure password?

To make a super secure password you have to include 8 or more characters. The characters are: symbols, capital letters, numbers etc! You might want to make your password very complicated but easy to remember eg: "R053"!00era!- This is a prime example of a good passcode.

Class 6

We have learned how to stay safe online and avoid some horrible scams. We created quizzes, fact files, posters and slide shows on scams and phishing. Here is an example:

Safer Internet Day!

All you need to know!



By Alan and Jacob h



Introduction

Today is safer internet day (To Good To Be True?) Here's all you need to know and more. From scams and "phishing" we will help you stay safe online in any circumstances and how to tell if something is to good to be true. By the end of this presentation you could teach someone how to prevent a scam. You will know it all. Oh and remember to



So What is a Scam?

- S** 'Seems too good to be true'
- C** 'Contact you did not expect'
- A** 'Asked for personal information'
- M** 'Money or trade being asked for'

A scam is where a person online does or says something convincing you to give "Money or trade" for nothing. Scammers ask for personal information and details so they can hack you accounts, look at search history and worst of all illegally stealing money from your account. Scammers are professionally trained People like this are called online scammers . When a scam comes along to your device the best option is to close the app/browser.



What Is "Phishing"?

Phishing is when a scammer 'hooks' in somebody why pretending to be a company or organisation. A little like fishing. Often, personal information in collected -such as passwords, phone numbers, email addresses and bank account information. Phishing could happen through phone calls, emails, texts, links in game, social media messages or fake websites.



Experience of scams

You see an advert online

It says, "You are a winner! Click Here to claim your free gaming set worth over £1000! you only have 15 minutes to claim it."

What do you do?

- 1.) Should you believe that it is too good to be true and you should click of the browser.
- 2.) Click on the link and get your free £1000.
- 3.) Tell friends so they can quickly get the gaming setup.



The correct answer is that it is too good to be true and you should click of the browser. Doing this you can stay safe and not get hacked.

Experience of scams

You see an account called @us56345 advertising wireless earphones for only for £5.00

What do you do?

- 1.) Should you believe that it is too good to be true and you should click of the browser.
- 2.) Click on the link and get your £5 headphones?
- 3.) Tell everybody so they can have some too.

The correct answer is that it is too good to be true and you should click of the browser.



Quiz!



- What does scam mean?
- What should you do in a scamming situation?
- What does phishing mean?
- What does the S in scam stand for?
- What do scammers do?
- Are scammers professionals with training or are they random people with pop ups on there phones/devices?

Answers!

- A scam is where a person online does or says something convincing you to give "Money or trade" for nothing. Scammers ask for personal information and details so they can hack you accounts, look at search history and worst of all illegally stealing money from your account.
- Close the tab/app.
- Phishing is when a scammer 'hooks' in somebody why pretending to be a company or organisation.
- Seems too good to be true.
- They steal important information details and money.
- They are professionals with training.

