



## Holy Family RC Primary School Newsletter

**"Working together as a family, following in the footsteps of Jesus, always giving our best."**

Mrs L. Mills, Headteacher- [holyfamilyprm@cardiff.gov.uk](mailto:holyfamilyprm@cardiff.gov.uk)

Priest in charge: Father Solomon

Weekend Mass times- Saturday 6.00pm, Sunday 9.30am

Telephone: School 029 20565354 Church: 029 20230492

School website address – <https://www.holyfamilyprm.co.uk>

21st March 2025

### Catholic Life of the School

The Gospel reading of the Samaritan woman at the well, is another instance when Jesus reveals himself as the Messiah. The woman said to Jesus, "I know that the Messiah is coming- He who is called Christ. When He comes, He will tell us all things". Jesus said to her, "I who speak to you am He". He talked to the woman about forgiveness and mercy, a focus for us all during Lent.



### Early pick ups at the end of the day

There are an increasing number of children being collected early from school in the afternoon. School finishes at 3.30pm, unless you have a medical appointment children should not be collected early.

## Llangrannog

We had a great time at Llangrannog! The children enjoyed a wide range of exciting and adventurous activities. They were a pleasure to be with!



## Parental Consultation Evenings

These take place next week, please make every effort to attend. You have been emailed appointments. Please telephone the Office if you have not received an email.

## After school clubs

All Clubs are cancelled next week due to Parents' Evenings. All Clubs will finish for this academic year on Thursday 10 th April.

## Attendance

You have probably noticed the banner outside the school. We are working alongside Cardiff Council to try and get our attendance back to where it was pre-pandemic. We regularly had attendance of 95% each day, currently we are lucky to achieve 90% each day. Please make every effort to send your child to school every day unless they are unwell.



### Late in the mornings

This has become a problem again, in many of the Classes. It is extremely disruptive when children are late for the following reasons:

1. They miss the vitally important introduction to the day's learning
2. The Teacher has to get the Register back out to record the late mark (this stops them from teaching)
3. The Dinner register has to be changed (this stops the teacher from teaching)
4. Miss Jenkins/ Mrs Chivers/ Mrs Mills has to leave the Office to escort children to their Classroom, particularly if they are in the Foundation Phase. This leaves the Office unstaffed; the telephone and door unanswered and important administration work interrupted.
5. Some children receive additional learning interventions from the Teaching Assistants, these begin at 8.55, your child would then miss these short but very important daily sessions. They cannot be rescheduled as the Teaching Assistants work to very tight timetables.



Be on time



at five to nine

**Most importantly they miss out on valuable learning opportunities and, they are often very embarrassed if they are regularly late.**

**Please make every effort to ensure that your child is in school for 8.55a.m.**

**Thank you.**

### Easter Raffle



We hope to have an Easter Raffle again this year, it is one of the highlights of the year for the children. Teaching Personel our Supply Teacher agency, will provide some Easter Eggs. As always

we need donations from yourselves. We will sell the raffle tickets (20p each) a couple of weeks prior to the Easter holidays.

## Diary dates 2025

### March

Monday March 24<sup>th</sup> Swimming course for Year 6 begins – 2 weeks

Monday 24<sup>th</sup> March 3.30pm information meeting for parents of children in Year 5 attending the Manor Adventure Residential Centre

### April

Wednesday 2<sup>nd</sup> March Mass at 10.30am in the Hall

Friday 4<sup>th</sup> April Y6 swimming course finishes

Monday 7<sup>th</sup> April Class 1, 2 and 3 Palm Sunday Assembly 3pm

Tuesday 8<sup>th</sup> April Class 4 Last Supper Assembly 3pm

Wednesday 9<sup>th</sup> April Class 5 The Agony in the Garden and Trial of Jesus Assembly 3pm

Thursday 10<sup>th</sup> April Class 6 Crucifixion of Jesus Assembly 3pm

Friday 11<sup>th</sup> April Easter Raffle **and school closes for the Easter holidays at 3.30pm**

**Monday 28<sup>th</sup> April children return to school after the Easter holidays**

Monday 28<sup>th</sup> April Y5 children attend Manor Adventure Abernant Residential Centre

Wednesday 28<sup>th</sup> April Y5 children return from Manor Adventure Abernant Residential Centre

### May

**Monday 5<sup>th</sup> May school closed for Bank Holiday Monday**

Wednesday 7<sup>th</sup> May Class photographs

Thursday 8<sup>th</sup> May Class 4 Assembly 3pm

Monday 12<sup>th</sup> May National tests begin for Classes 3-6

Friday 23<sup>rd</sup> May National tests finish. **School closes for half term 3.30pm**

### June

**Monday 2<sup>nd</sup> June school closed to children for an Inset Day**

Thursday 12<sup>th</sup> June Class 2 Assembly

Thursday 19<sup>th</sup> June Sports Day

Thursday 26<sup>th</sup> June reserve Sports Day if weather is poor on June 19<sup>th</sup>

### July

Thursday 3<sup>rd</sup> July Class 1 Assembly 3pm

Tuesday 8<sup>th</sup> July Class 5 and 6 Play 2pm

Wednesday 9<sup>th</sup> July Class 5 and 6 Play 2pm

Tuesday 15<sup>th</sup> July Year 6 Leavers' Party 5-7pm

Thursday 17<sup>th</sup> July Year 6 Leavers' Mass and Assembly

**Monday 21<sup>st</sup> July Inset Day – school closes for the summer holidays**

### Inset Days 2025

**Monday June 2<sup>nd</sup> 2025**

**Monday 21<sup>st</sup> July 2025**

### Term Dates 2024/25

| Term        | Term begins     | Half Term begins  | Half Term ends   | Term ends         |
|-------------|-----------------|-------------------|------------------|-------------------|
| Autumn Term | Monday 2/9/2024 | Monday 28/10/2024 | Friday 1/11/2024 | Friday 20/12/2024 |
| Spring Term | Monday 6/1/25   | Monday 24/2/25    | Friday 28/2/25   | Friday 11/4/25    |

|   |                                 |                                 |                                 |                                 |
|---|---------------------------------|---------------------------------|---------------------------------|---------------------------------|
| <b>Summer Term</b><br>*5/5/25 May Day<br>Bank Holiday | <b>Monday</b><br><b>28/4/25</b> | <b>Monday</b><br><b>26/5/25</b> | <b>Friday</b><br><b>30/5/25</b> | <b>Monday</b><br><b>21/7/25</b> |
|---|---------------------------------|---------------------------------|---------------------------------|---------------------------------|

### Term Dates 2025/26


| <b>Term</b>   | <b>Term begins</b>               | <b>Half Term begins</b>            | <b>Half Term ends</b>              | <b>Term ends</b>                   |
|---|----------------------------------|------------------------------------|------------------------------------|------------------------------------|
| <b>Autumn Term</b>                                    | <b>Monday</b><br><b>1/9/2025</b> | <b>Monday</b><br><b>27/10/2025</b> | <b>Friday</b><br><b>31/10/2025</b> | <b>Friday</b><br><b>19/12/2025</b> |
| <b>Spring Term</b>                                    | <b>Monday</b><br><b>5/1/26</b>   | <b>Monday</b><br><b>16/2/26</b>    | <b>Friday</b><br><b>20/2/26</b>    | <b>Friday</b><br><b>27/3/26</b>    |
| <b>Summer Term</b><br>*4/5/26 May Day<br>Bank Holiday | <b>Monday</b><br><b>13/4/26</b>  | <b>Monday</b><br><b>25/5/26</b>    | <b>Friday</b><br><b>29/5/26</b>    | <b>Monday</b><br><b>20/7/26</b>    |



# Class One





This week we have been reading 'The Billy Goats Gruff'. We loved joining in with the story and retelling it using the story characters. We thought of describing words for the troll and made posters to tell people about him.



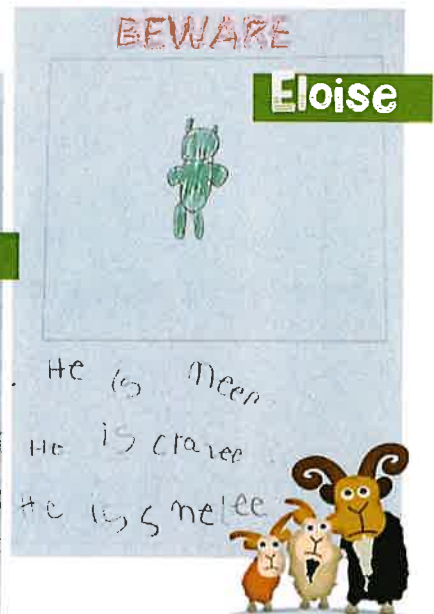
We painted the troll in the creative area.



We made troll collages.



Look at our posters to warn people about the troll.



We worked in teams to build bridges for the Billy Goats.



We love sharing stories with our friends.



# Hosanna!

## Class 2





This week we have been finding out about the events of Palm Sunday, the first day of Holy Week. We shared the story from the Gospel of Saint Luke. We learned that Jesus rode on a donkey because this was a sign that He was a King. We loved hearing about the crowds who shouted and cheered as Jesus entered the city of Jerusalem.

We worked in groups to role play the events of Palm Sunday.



Here are some of the beautiful pictures we have drawn in response to our learning about Palm Sunday.





# CLASS 3



*This week in Class 3 we have been working hard preparing for our class assembly. Yesterday we all gathered in the hall to share our learning in R.E from Branch 3 Galilee to Jerusalem.*





## Class 4

As part of our "Desert to Garden" Lenten topic for Religion, the children have been focussing on the events of The Last Supper. They heard the story from Matthew's Gospel (Matthew 26 26-29) and have learnt that at The Last Supper Jesus showed his love by giving the gift of himself transformed into bread and wine. They know that Jesus made his apostles 'priests of his promise' when he told them to "Do this in remembrance of me". They understand that at The Last Supper Jesus and the disciples were celebrating the very first Mass.

The children took on the role of one of the disciples and wrote a journal entry reflecting on what happened on that special evening. They were encouraged to describe their emotions and thoughts about the moment Jesus broke the bread and shared the wine. This is Sienna's journal entry.

WALT: Describe how Jesus showed his love at the Last Supper

Dear journal,

At the celebration of the Passover meal this evening, Jesus was acting very strange. He was saying and doing things that we could not understand straight away. He thought that one of us had betrayed him but I knew none of us would have done that!

He took the bread, said a prayer to God the Father and said,

"Take and eat it. This is my body. Do this in remembrance of me!"

He took the wine, said a prayer to God the Father and said,

"Drink it all of you. This is my blood. Poured out for you. Do this in remembrance of me!"

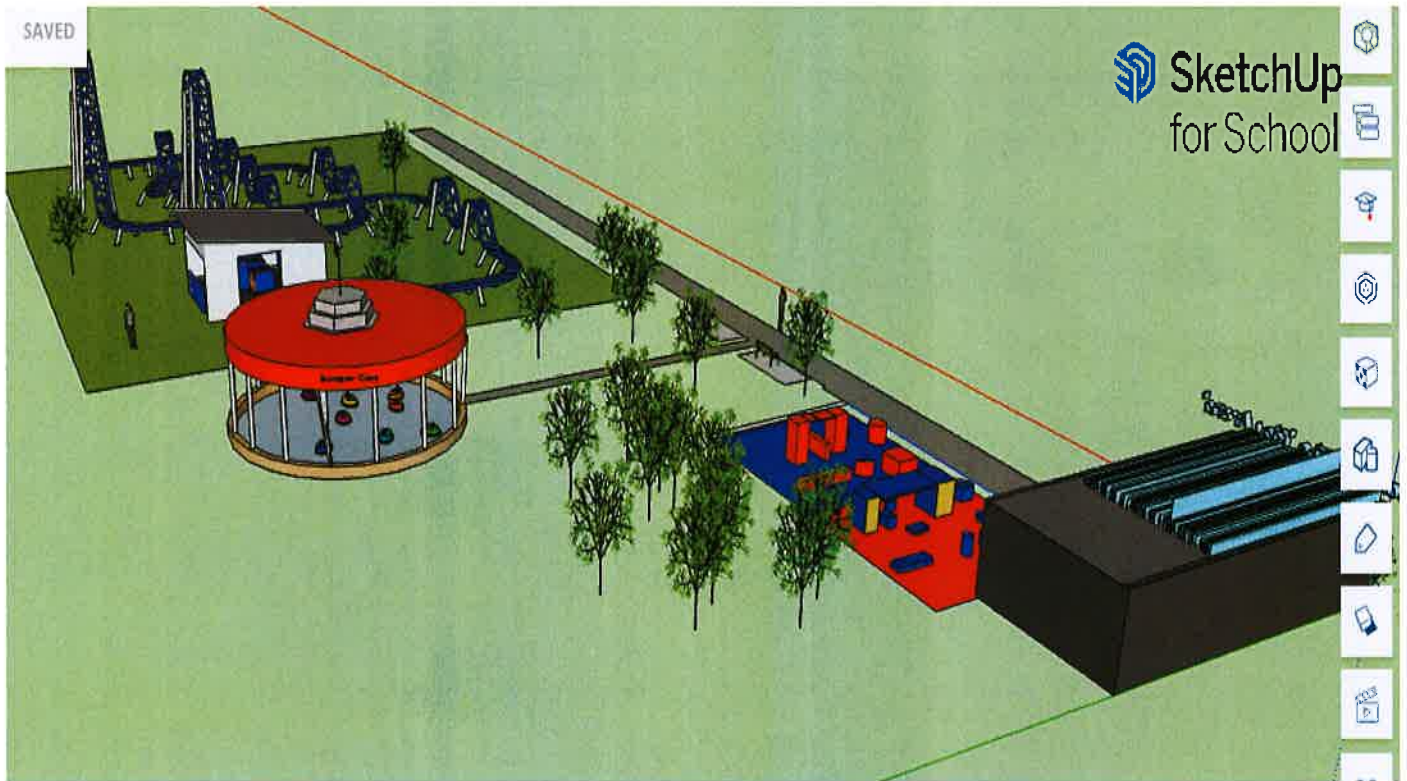
Jesus was showing so much love towards us. Then I realised that Jesus was giving us the gift of Himself, transformed into the bread and wine. He was making us priests of His promise and was telling us that it was our mission to tell everyone about what we had seen him do and say and to spread the Kingdom of God.

I hope that what Jesus predicted this evening will not happen because we want him with us for as long as we can!

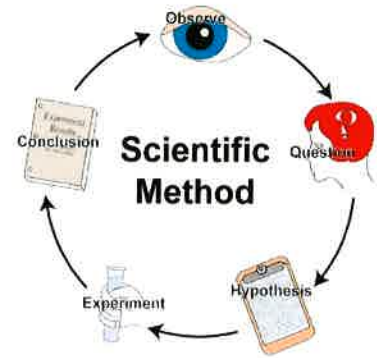


# COMPUTER AIDED DESIGN IN CLASS 5

Class 5 have been using SketchUp to create digital models of theme parks. This is a tricky piece of software to become good at as it is used by professional product designers and architects. We built models of fun parks. Here is a fabulous example from Jacob:



# Class 6



We have been planning and carrying out a Science investigation to find out the optimum conditions to keep bread fresh. We recorded our observational measurements and presented our findings using tables and drawings of the bread size, highlighting the changes in size of the bread. We calculated the perimeter and area before and after. We used the data from the tables to create our spreadsheets and show percentage differences using formulas.

Here is an example of Enric's work.

| A               | B                              | C                             | D          | E                      |
|-----------------|--------------------------------|-------------------------------|------------|------------------------|
|                 | Area in cm <sup>2</sup> before | Area in cm <sup>2</sup> after | Difference | Percentage of original |
| Bread on heater | 156                            | 110                           | 46         | 70.51%                 |
| Bread in fridge | 156                            | 155.25                        | 0.75       |                        |

|                 | Perimeter in cm before | Perimeter in cm after | Difference | Percentage of original |
|-----------------|------------------------|-----------------------|------------|------------------------|
| Bread on heater | 48                     | 42                    | 6          | 87.50%                 |
| Bread in fridge | 50                     | 50                    | 0          | 100.00%                |

|                 | Weight in (g) before | Weight in (g) after | Difference | Percentage of original |
|-----------------|----------------------|---------------------|------------|------------------------|
| Bread on heater | 45                   | 31                  | 14         | 68.89%                 |
| Bread in fridge | 48                   | 46                  | 2          | 95.83%                 |

| Category             | Bread on heater (g) | Bread in fridge (g) |
|----------------------|---------------------|---------------------|
| Weight in (g) before | 45                  | 48                  |
| Weight in (g) after  | 31                  | 46                  |
| Difference           | 14                  | 2                   |

| Category                       | Bread on heater (cm <sup>2</sup> ) | Bread in fridge (cm <sup>2</sup> ) |
|--------------------------------|------------------------------------|------------------------------------|
| Area in cm <sup>2</sup> before | 156                                | 156                                |
| Area in cm <sup>2</sup> after  | 110                                | 155.25                             |
| Difference                     | 46                                 | 0.75                               |

| Category               | Bread on heater (cm) | Bread in fridge (cm) |
|------------------------|----------------------|----------------------|
| Perimeter in cm before | 48                   | 50                   |
| Perimeter in cm after  | 42                   | 50                   |
| Difference             | 6                    | 0                    |

| Category                       | Bread on heater (cm <sup>2</sup> ) | Bread in fridge (cm <sup>2</sup> ) |
|--------------------------------|------------------------------------|------------------------------------|
| Area in cm <sup>2</sup> before | 156                                | 156                                |
| Area in cm <sup>2</sup> after  | 110                                | 155.25                             |
| Difference                     | 46                                 | 0.75                               |